

IN &
OUT

Daniel

PART 2

GAINING
UNDERSTANDING OF
THE TIME OF THE END

DANIEL PART 2

IN & OUT

GAINING UNDERSTANDING OF THE TIME OF THE END

© 1986, 1988, 2006 Precept Ministries International.

All rights reserved.

This material is published by and is the sole property of Precept Ministries International of Chattanooga, Tennessee. No part of this publication may be reproduced, translated, or transmitted in any form or by any means, electronic or mechanical, including photocopying, recording, or any information storage and retrieval system, without permission in writing from the publisher.

Unless otherwise noted, all Scripture quotations are from the New American Standard Bible, ©1960, 1962, 1963, 1968, 1971, 1972, 1973, 1975, 1977, 1995 by the Lockman Foundation, and are used by permission.

1st edition

Printed in the United States of America.

PRN QTR 4-07

PAGE	LESSONS
1	LESSON ONE: Where's Your Focus?
11	LESSON TWO: Lions and Leopards and Bears. . .
19	LESSON THREE: Is the King Coming?
25	LESSON FOUR: A Ram and a Goat. . . in the Sovereignty of God
31	LESSON FIVE: O Lord, Hear!
37	LESSON SIX: A Man of High Esteem
41	LESSON SEVEN: A Heavenly Conflict
47	LESSON EIGHT: As God Has Planned
51	LESSON NINE: Beware of the Abomination of Desolation
55	LESSON TEN: When the Days Are Gone
	A P P E N D I X
	Observation Worksheets
61	Daniel 1–12
107	Revelation 12
109	Daniel at a Glance
111	What I Learned About God From the Book of Daniel
113	What I Learned About Daniel
115	Daniel's Time Chart
117	The Visions of Daniel 2, 7, and 8
119	"Daniel 11" Article
125	About Precept Ministries International

WHERE'S YOUR FOCUS?

O Beloved, if you want to know for yourself what the future holds prophetically you could not begin with a better study. Daniel is God's general blueprint for all of prophecy. Every single event will find its place in the overall scheme of events laid out for us in Daniel 7–12. In fact, Daniel chapters 7 through 12 add flesh to the bones of the vision of the statue and the stone that crushes it as recorded in Daniel 2.

You are about to do a study which will pay great dividends on your investment of time as you discover truth for yourself. You will find yourself, "Gaining Understanding of the Time of the End" and thus be aware of Jesus' mandate to redeem the time as you ready yourself to meet your God. Jesus is coming—you only have this life to prepare for that glorious day. Press on, so you will hear His "Well done."

Living in anticipation of the coming of the Lord was the secret to the power of the early church. May you know that power, the power of Truth.

TAKING IT IN


As you begin your study, remember to pray and ask the Holy Spirit to open the eyes of your understanding and teach you from God's Word. Spiritual truth is spiritually discerned.

If you studied Daniel Part 1 less than an month ago, go to number 3.

If you are a new student or if you are beginning Daniel Part 2 after a break of a month or more, complete the following assignments. This will take more time than usual but it will be so worth it. Just make sure you treat the assignments as cursory observations. Don't get bogged down in details. Get the main idea and move on.

1. Your assignment is to read the first six chapters of Daniel using the Observation Worksheets in the Appendix. As you read each chapter, record the main event under "Chapter Themes" on your **Daniel At a Glance** chart, located in the Appendix.

Now read Daniel 7 using the Observation Worksheet located in the Appendix. An Observation Worksheet is a chapter of God's Word double-spaced with wide margins so you can mark it and write on it.

- a. Observe Daniel 7. Mark the following, each in its own distinctive color or symbol. Colors (and color combinations) are preferred as too many symbols make it hard to read the text.
 - 1) *God*, including pronouns and synonyms
 - 2) *Daniel*
 - 3) *One like a Son of Man*
 - 4) *dominion*
 - 5) *kingdom*
 - 6) time phrases (You might want to use a clock like this: .)
 - b. In the Appendix, you will find a chart entitled, “**What I Learned about God from the Book of Daniel**” and another entitled, “**What I Learned about Daniel.**” Look at the places where you marked these two in chapter 7 and record what you learned. You’ll continue to do this as you study each chapter of Daniel.
2. Also in the Appendix you’ll find “**Daniel’s Time Chart.**” Look it over, then come back and we’ll go through it step-by-step (in case you find it a little overwhelming).
- a. At the top of the chart you’ll find a time line with 5-year increments (near the bottom you’ll find the same). Note that the numbers of the years decrease as time progresses (B.C., before Christ years go from greater to lesser [e.g., 4,000 B.C. to 1 B.C.]).

This is important to remember so you don’t get confused.

You’ll also note faint vertical lines that run from the top of the page to the bottom. These will help you keep each event in the proper time frame.
 - b. Under the time line at the top of the chart, you’ll see the names of some Old Testament prophets and their relationships to Daniel the prophet. This is simply to help you stay in context. It will become more valuable later in the study.
 - c. On the bottom line of Daniel’s block you’ll see another block showing the “3 Stages of Captivity.” We will study this more later.
 - d. Immediately below and to the right of this, you’ll see three names in boxes: Zerubbabel, Zechariah, and Haggai. Zechariah and Haggai were prophets; Zerubbabel was governor of Judah after the Babylonian Captivity (Haggai 1:1). These men have nothing to do with Daniel, but knowing about them is simply good information.
 - e. Under all of this, you will find a line with the date of Daniel’s birth. The words on the left describe what goes on this line: “Times of Events in

- Daniel.” We have recorded times (or approximate times) for Daniel chapters 1–6.
- f. Immediately below this is a time line of Daniel’s approximate ages as they relate to other events on the chart. (an educated guess—so question marks are at the beginning and the end)
 - g. Under all this, you will find a time line showing the reigns of Judah’s (the Southern Kingdom of Israel) last five kings.
 - h. Then you’ll see a parallel time line connecting the top of the page with the bottom.
 - i. Finally, the bottom of the chart lists rulers of the neo-Babylonian (Chaldean) and Medo-Persian Empires and the times of their reigns. These will help you record the times of various chapters in Daniel.
3. Now check out “**Daniel’s Time Chart**” to see at what point in Daniel’s lifetime this vision from chapter 7 occurred. Record his approximate age.
 4. Record the main event of chapter 7 on your “**Daniel at a Glance**” chart.

LIVING IT OUT



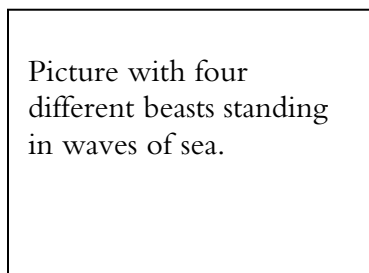
If you studied Daniel Part 1, do only numbers 1, 3, and 4.

1. We’re going to do something that will seal Daniel 7 in your mind. Sketch a storyboard of Daniel’s vision described in Daniel 7:2-14 and 7:19-27. A storyboard is a block-by-block drawing that shows the events of a story or action. If you can’t draw well, don’t worry; you can use words to describe each event in the blocks of the storyboard.

First write out what you want to show in each frame.

This is where you’ll begin. Move through Daniel’s vision step-by-step. Make a block for each and write in it what you *would* draw.

Example:



Use as many blocks as you need.

When you finish writing out your storyboard, be a sport—draw some simple pictures even if you have to use stick figures.

Why not make this a family project? Kids really get into “beasts” like these!

We’ll leave several pages blank in case you want to do this in your workbook.

2. Now for a cut-and-paste job. Use “**The Visions of Daniel 2, 7, and 8**” chart located in the Appendix.

At the end of this lesson you’ll find renditions of the four beasts mentioned in Daniel 7. Each of these compares to one of the four parts of the statue of Daniel 2. Your assignment is to cut these out and tape or paste them in the column marked “Daniel 7” opposite the part of the statue you think they parallel.

3. Romans 15:4 says, “For whatever was written in earlier times was written for our instruction, so that through perseverance and the encouragement of the Scriptures we might have hope.” Write out one thing you have seen in the first six chapters of Daniel that has personally encouraged you or provoked you to persevere in your present circumstances.

We congratulate you for pressing on to know more about your God. Remember, the people who know Him will be strong and do exploits that have eternal dividends (Daniel 11:32b; 12:13).

