
Inductive Bible Study Curriculum
Student Guide

OLD TESTAMENT / *Book of*

EXODUS

Set Free, Set Apart

Collaborative work between
The Veracity Group
and
Precept Ministries International



Exodus
INDUCTIVE BIBLE STUDY CURRICULUM

© 2008 Precept Ministries International. All rights reserved.

This material is published by and is the sole property of Precept Ministries International of Chattanooga, Tennessee. No part of this publication may be reproduced, translated, or transmitted in any form or by any means, electronic or mechanical, including photocopying, recording, or any information storage and retrieval system, without permission in writing from the publisher.

Unless otherwise noted, all Scripture quotations are from the New American Standard Bible, ©1960, 1962, 1963, 1968, 1971, 1972, 1973, 1975, 1977, 1995 by the Lockman Foundation, and are used by permission.

Enrichment word definitions are taken with permission from Merriam-Webster, Inc. Merriam-Webster's Collegiate Dictionary. 10th ed. Springfield, Mass., U.S.A.: Merriam-Webster, 1996, c1993.

1st edition
Printed in the United States of America

TABLE OF CONTENTS

Introduction to Inductive Study	5-8		
Unit One	9-30	Unit Six	113-126
God Remembers His Covenant		Passing the Test	
<i>Lesson One</i>	11	<i>Lesson One</i>	115
<i>Lesson Two</i>	15	<i>Lesson Two</i>	117
<i>Lesson Three</i>	17	<i>Lesson Three</i>	119
<i>Lesson Four</i>	19	<i>Lesson Four</i>	121
<i>Lesson Five</i>	21	<i>Lesson Five</i>	123
<i>Lesson Six</i>	23		
Unit Two	31-50	Unit Seven	127-150
Not Qualified? Not a Problem!		Fear and Obey	
<i>Lesson One</i>	33	<i>Lesson One</i>	129
<i>Lesson Two</i>	35	<i>Lesson Two</i>	131
<i>Lesson Three</i>	39	<i>Lesson Three</i>	133
<i>Lesson Four</i>	41	<i>Lesson Four</i>	135
<i>Lesson Five</i>	43	<i>Lesson Five</i>	139
		<i>Lesson Six</i>	143
Unit Three	51-72	<i>Lesson Seven</i>	147
Consequences of a Hard Heart		Unit Eight	151-172
<i>Lesson One</i>	53	When God Sets the Standard	
<i>Lesson Two</i>	55	<i>Lesson One</i>	153
<i>Lesson Three</i>	57	<i>Lesson Two</i>	155
<i>Lesson Four</i>	59	<i>Lesson Three</i>	157
<i>Lessons Five & Six</i>	63	<i>Lesson Four</i>	161
Unit Four	73-90	<i>Lesson Five</i>	165
The Passover Lamb		<i>Lesson Six</i>	167
<i>Lesson One</i>	75	Unit Nine	173-196
<i>Lesson Two</i>	77	Worshipping a Holy God	
<i>Lesson Three</i>	79	<i>Lesson One</i>	175
<i>Lesson Four</i>	81	<i>Lesson Two</i>	179
<i>Lesson Five</i>	83	<i>Lessons Three & Four</i>	181
Unit Five	91-112	<i>Lesson Five</i>	185
Trust in Trials		<i>Lesson Six</i>	189
<i>Lesson One</i>	93	<i>Lesson Seven</i>	191
<i>Lesson Two</i>	95	<i>Lesson Eight</i>	193
<i>Lesson Three</i>	97		
<i>Lesson Four</i>	101		
<i>Lesson Five</i>	103		

Unit Ten197-214

Culture's Impact

<i>Lesson One</i>	199
<i>Lesson Two</i>	201
<i>Lesson Three</i>	205
<i>Lesson Four</i>	207
<i>Lesson Five</i>	211

Unit Eleven 215-236

A Heart for God

<i>Lesson One</i>	217
<i>Lesson Two</i>	219
<i>Lesson Three</i>	223
<i>Lesson Four</i>	225
<i>Lesson Five</i>	227
<i>Lesson Six</i>	229

Appendix237-376

<i>Observation Worksheets</i>	239
<i>Maps</i>	365
<i>At A Glance Chart</i>	367
<i>My Journal on God</i>	369
<i>About Precept Ministries and Veracity Group</i>	375

1. Inductive Bible Study - _____

2. There are _____ of Inductive Bible Study:

a. _____ - _____ ?

b. _____ - _____ ?

c. _____ - _____ ?

3. Tools of Observation

a. The _____ questions

b. Mark _____ and _____

c. Make _____

4. Tools of Interpretation

a. _____

_____ ! It rules interpretation.

b. _____

c. _____

5. Application

a. _____ - resulting in _____

God Remembers His Covenant

Do you know what it's like to go from the mountain top to the valley? One minute everything is going your way, then the whole world seems to be against you the next. If this sounds familiar, you can relate to the children of Israel, the descendents of Abraham, Isaac and Jacob.

If you studied Joseph's life, you will remember that his father Jacob moved to Egypt to escape famine in Canaan. And with Joseph as second in command of Egypt, his family prospered. You will see a very different picture in **Exodus**: a new Pharaoh rules, Jacob and Joseph are dead, and their descendents are in a very different position in Egypt... they are enslaved and oppressed.

"Their cry for help because of their bondage rose up to God. So God heard their groaning; and God remembered His covenant..."

- Exodus 2:23-24

Why? Did they do something wrong? Was God angry with them?

Maybe you are asking the same questions. Perhaps your life, once safe, secure, and loving, changed to one of uncertainty, fear, and difficulty. Maybe your world was turned upside down when your parents divorced or someone in your family became ill or died. Maybe it was when your friends abruptly rejected you. What is life like now? Are you enslaved to anger, unforgiveness, depression, and bitterness? Can anyone deliver you from bondage?

Yes!!! God raised up a man named Moses to **deliver** the children of Israel and He will raise up someone for you as well! Are you ready to learn more? Then study diligently and learn how to be set free!!



PRAYER ONE ON ONE:

As you open God's Word, remember it is His book, given to you, so that you can know Him and His ways, and love Him with all your heart, mind, body, soul, and spirit by keeping His commandments. Therefore, it's wise to begin each day's study with prayer, asking God to speak to you by His Spirit and through His Word.

Remember, the enemy of your soul doesn't want you to be in the Word. He will try to deter and distract you, but he cannot stop you from persevering.

Also remember that the *good* can be the enemy of the *best*. Busyness with God's work can keep you from God's Word. It's clear from Scripture that God's Word is foundational to what you believe and do. To neglect it is to try to live and work without food, which leads to sickness and death. You cannot neglect God's Word and be spiritually healthy. Look at the Church today to see how true this is.

Commit this unit and each day's study to the Lord. Ask Him for diligence and perseverance to complete the assignments and apply them to your life.

LESSON ONE

PRECEPT UPON PRECEPT

Exodus

U-1, Lesson 1, Chapter 1

1. To really appreciate the book of Exodus and the significance of events in it, start your study by looking at several passages in Genesis.

a. Look at God's promise to Abraham, Isaac, and Jacob — the promise of land as an everlasting possession.

As you look up each reference, double underline *land* in green and shade it blue. Note what you learn about it. If the text answers any of the 5 Ws and an H (who, what, when, where, why, and how), record it next to the reference.




Cross-references help you interpret the passage or book you are studying. The Genesis cross-references below will help you understand the children of Israel's history as you observe and interpret the events in Exodus.

b. Using a 3x5 notecard, create a bookmark of key words and symbols you have used already. You will add to the card new key words you discover in the course of the study. *Covenant* should always be on your key word list because everything God does is based on covenant.

EXAMPLE:

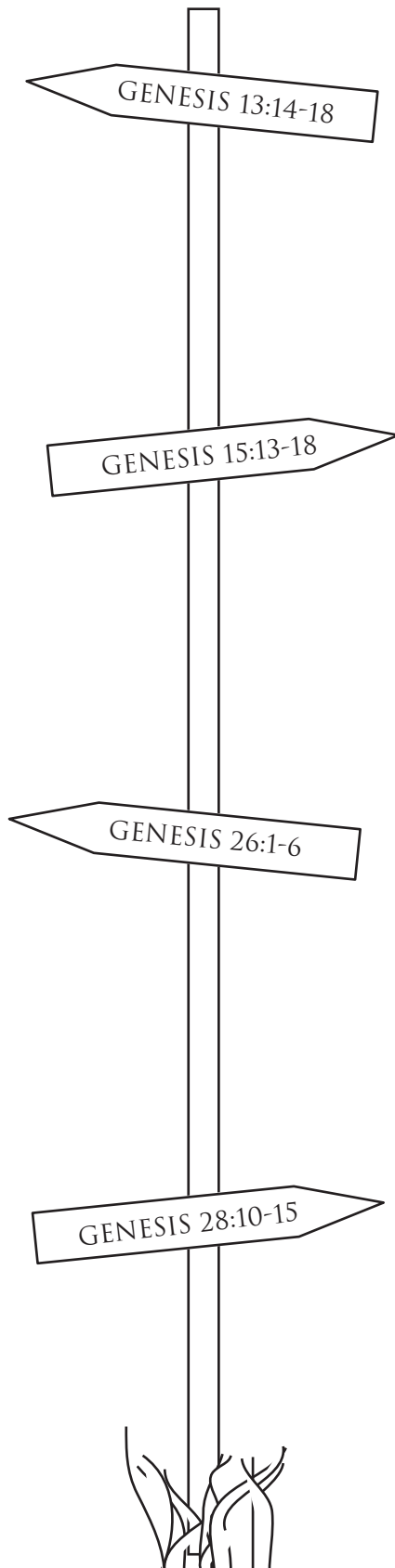
<u>Land</u>



PRECEPT UPON PRECEPT

Exodus


U-1, Lesson 1, Chapter 1



PRECEPT UPON PRECEPT

Exodus

U-1, Lesson 1, Chapter 1



Joseph is one of Jacob's 12 sons. These next few cross-references will help you learn how Jacob (also called Israel) and his family ended up in Egypt.

2. Read Genesis 50. Mark references to *Egypt* and the *land* promised to Abraham, Isaac, and Jacob. Remember that God changed Jacob's name to "Israel" in Genesis 32:24-28, so both names refer to him. Then briefly record what you learn.

PRECEPT
UPON
PRECEPT

Exodus

U-1, Lesson 1, Chapter 1

LESSON TWO


Exodus

U-1, Lesson 2, Chapter 1

1. A map on page 25 will show you the boundaries of the land promised to the descendants of Abraham, Isaac, and Jacob. If God promised Abraham and his descendants this land as an everlasting possession, will it happen?



2. Now read Exodus 1. The book of Exodus is printed out in the Appendix.

- a. As you read this chapter, double underline locations in green. Remember they answer the question “where.” These will give you the geographical context of the beginning of Exodus. Also mark time references with a green clock like this: . You’re always asking the 5W and H questions!



- b. Observe “who” are in this chapter. List them and “what” you observe about them on “The Main Characters of Exodus 1” chart at the end of this unit. Record facts that will help you understand them. These facts will tell you *who*, *what*, *when*, *where*, *why*, and *how*. Be sure you record what you learn about the sons of Israel, the king of Egypt who is referred to as “Pharaoh,” and the midwives. Then answer the following questions.

1) How was the Pharaoh in Exodus different from the one in Joseph’s time?

2) What was Pharaoh’s problem?

3) What was his first solution? Did it work? Why or why not?

4) What was his second solution? Did it work? Why or why not?

5) What was Pharaoh’s third solution?

PRECEPT UPON PRECEPT

Exodus

U-1, Lesson 2, Chapter 1

- 6) What do you learn from the midwives response to Pharaoh's command? Who do you fear more: God or man?

God knows who fears Him. When you see the word "fear" you may think of things that take your breath away or make your hair stand on end, but it also means a profound reverence and awe. The midwives in Exodus 1 feared God more than Pharaoh and He rewarded them (1:20-21).

LESSON THREE

Exodus

U-1, Lesson 3, Chapter 2

Our focus today is Exodus 2: the birth and early years of Moses, a man whose name is repeated throughout God's Word.

1. Read Exodus 2 and mark:
 - a. references to *Moses* with a distinctive color or symbol. You don't have to mark Moses throughout Exodus; however it will be useful in this chapter, which introduces him.



- b. geographical locations and time – important observations.

2. When you finish, record information that answers the 5 W and H questions. When you list your observations, note the chapter and verses they are taken from. In Lesson Four, you will look at some New Testament passages that give you further insight into Moses.



The **5W and H questions** help you carefully observe the text. Generally, start with "Who" by listing main characters in the text. Then list "What" you learn about them. You can also list what you learn about the main events by asking, "What is happening? Why is it happening? How? and When?" Make sure you see what is happening in Exodus 2. Be brief in your notes, but diligent in your observations.

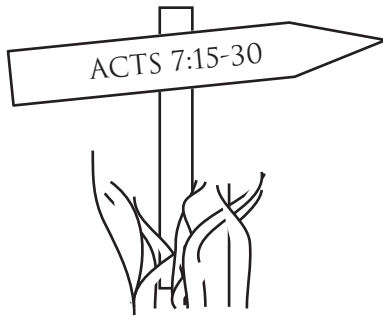


LESSON FOUR

*Exodus**U-1, Lesson 4, Chapter 2*

Didn't you enjoy the first three lessons and the brief study of Moses' birth and early years! And weren't you thrilled at the way our Sovereign God brings about His purposes! What confidence this should give you, and that confidence will grow with the study of this foundational book.

1. Today, you will read a passage in Acts. If you have time, read what precedes these verses as Stephen, under the inspiration of the Holy Spirit recounts to the Jews a summary of Israel's history before they stone him to death. Record what you learn about Moses from the verses below.



2. Now read the following verses and list your observations on Moses. This passage goes beyond the scope of Exodus 2, but it shows how Moses lived.



3. It's always good to reflect on what you read and discuss it with God. Can you apply anything you learned about Moses' example to your life? Any insights into God, knowing He never changes?

Even if you have only two or three minutes, it's still worth thinking about what you learned. Then, jot down a sentence or two. Use your "Journal on God" in the Appendix to record your insights.



4. Finally, did you gain new insights into Moses' life from these New Testament passages? List them below; this shows how Scripture interprets Scripture. Also, note the references in the margin of your Bible next to the related verses in Exodus.

Do you realize how much you learned already? And you saw it for yourself! Persevere... you will learn so much about God that will transform your life, that will give you a deeper understanding of why God refers to you as "Beloved" so often in His Word.

LESSON FIVE

Exodus

U-1, Lesson 5, Chapters 3-4

1. Read Exodus 3:1-4:17. Mark time phrases and locations as in previous lessons. When you mark locations, don't forget to mark *mountain of God*; it's very significant throughout Exodus. Mark it and its synonyms and pronoun in a distinctive way throughout the book and add it to your bookmark.



Also mark *staff* in chapter 4.


- a. Who are the main characters in this passage?
- b. What is the main subject in Exodus 3:1-4:17?
- c. When does Exodus 3:1-4:17 occur?
- d. Where does it occur?
- e. Why does it occur? What provoked all this? Compare what you saw in Exodus 3 and 4 with Exodus 2:23-25 to answer this question.
- f. Did you notice any key words in this first reading? If so, list them below.



A **key word** is a word the author uses repeatedly in a significant way, or a word that cannot be removed from the text without leaving it devoid of meaning. A key word can be a noun, descriptive word, or action word that plays a vital part in conveying the author's message.


Having read through Exodus 3:1-4:17, turn your attention to Exodus 3. Did you notice that the conversation between Moses and God doesn't end at Exodus 3:22? Chapters and verses are man-made divisions. However, we will focus on chapter 3 only for the remainder of this unit.

2. Read Exodus 3 again. Mark the following key words: (You may have identified them already!) **affliction** (*suffering, oppression*) with red flames like this:  and *cry* (*cried*) with a large C.

Also look at Exodus 1:11-12 and Exodus 2:23 and mark the same words. While you are in Exodus 2:23, mark **bondage** with a symbol like this:  (chains and squiggly underline).

Add these to your bookmark.

3. Pause to reflect on the situation of the Jews. Try to imagine living under those conditions... the slavery and whip of a cruel taskmaster. Maybe you are there — enslaved, but not by a visible taskmaster.
- a. Close today's study by reading the verses below. List what you learn about slavery and freedom.



- b. Maybe you believe in God like the Jews mentioned in verse 31. Maybe you acknowledge His Son Jesus Christ. But are you truly His disciple – His student and follower? Are you enslaved and afflicted by persistent, unrelenting sin? Or have you been set free? Think about what John 8:31-36 is teaching, and compare it with the children of Israel in Egypt. Do you need to “cry out” to God because of your slavery and torment? If so, do it now. God put you in this course for a purpose. Write out your responses to these questions below.

LESSON SIX

Exodus

U-1, Lesson 6, Chapter 3



1. Begin today's study by reading Exodus 3 again. Mark Moses' questions in a distinctive color, just the questions, nothing else. Coloring them will help you see them quickly.
2. Now note the questions Moses asks God in Exodus 3:11, 13. Record the questions below and the main points of God's response (don't rewrite the text).

EXODUS 3:11:

Moses' Question -

God's Reponse -

EXODUS 3:13:

Moses' Question -

God's Response -

PRECEPT UPON PRECEPT

Exodus

U-1, Lesson 6, Chapter 3

On the day God covenanted with Abraham, He told him that his descendants will be enslaved 400 years, then He will judge the nation they served and bring them out with many possessions.

3. As this unit in the Word comes to a close, stop to reflect on all you learned about God from Exodus 1-3. This will be a real faith builder in your life. Record your thoughts in your “Journal on God.”

As you go through this wonderful exercise, don’t rush, but take time to worship God through prayer and praise. Also confess your failings to live according to His Word. To worship God is to acknowledge what He is, to look at His attributes and respond accordingly.

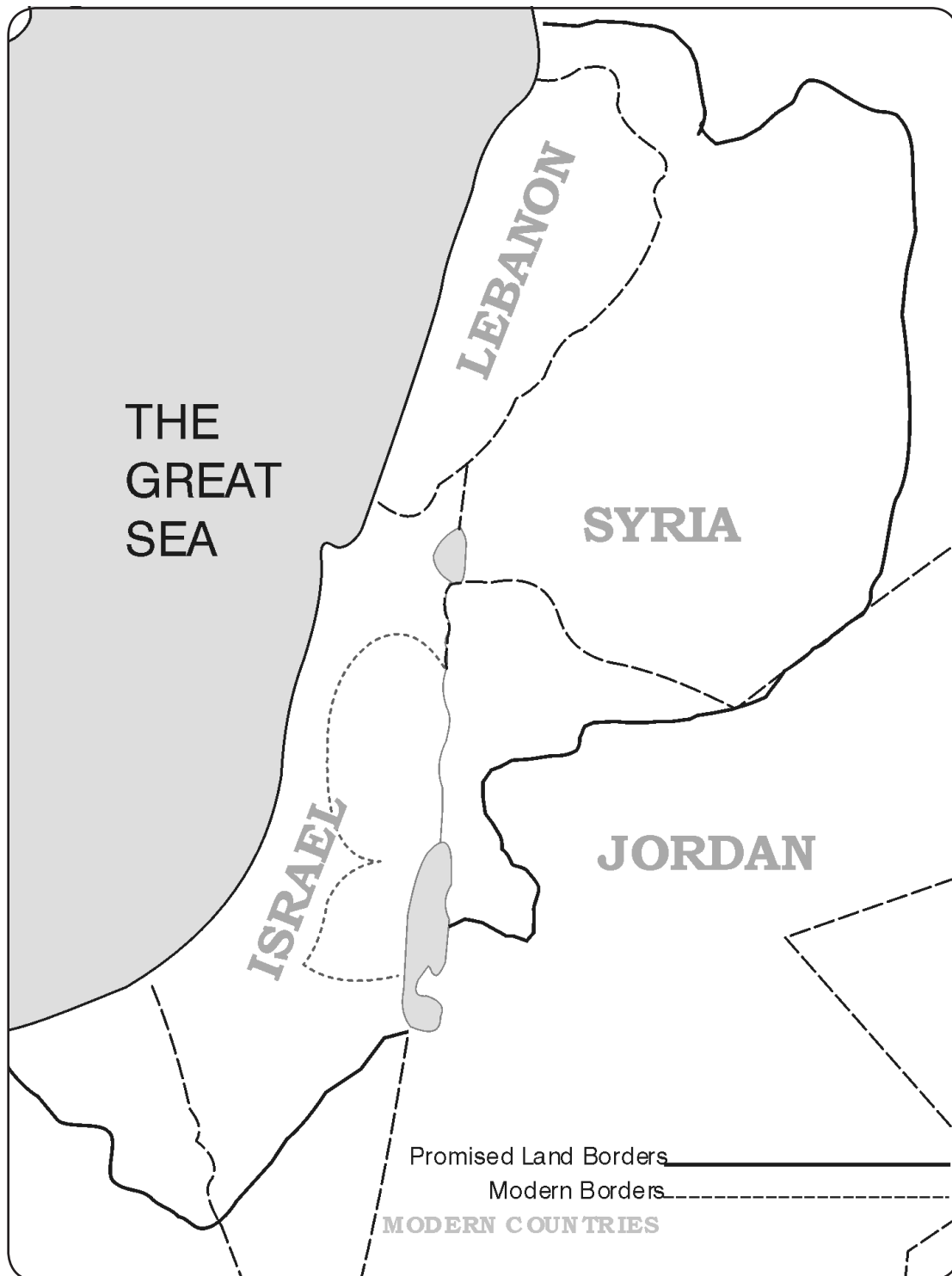


4. Finally, record themes for Exodus 1-3 on the “Exodus At A Glance” chart in the Appendix. Don’t labor over them; they should tell you what the chapters are generally about.

As you finished your first week of study, did you hear His “well done”? You have pleased Him if you have truly listened to what He has to say, if you have given it close attention!

PRECEPT UPON PRECEPT

Exodus
U-1, Chapters 1-4



PRECEPT
UPON
PRECEPT

Exodus
U-1, Chapters 1-4

MAIN CHARACTERS OF EXODUS 1

PRECEPT
UPON
PRECEPT

Exodus
U-1, Chapters 1-4

ENRICHMENT WORDS:

Affliction – great suffering.

Bondage – state of being bound under compulsion; captivity.

Deliver – to set free.

Exodus – the second book of the Bible; a mass departure.

PRECEPT
UPON
PRECEPT

Exodus
U-1, Chapters 1-4

CONTENTS:

- EXODUS 1-40 OBSERVATION WORKSHEETS

- MAP

- EXODUS “AT A GLANCE” CHART

- MY JOURNAL ON GOD

- ABOUT VERACITY GROUP LLC AND
PRECEPT MINISTRIES INTERNATIONAL

PRECEPT
UPON
PRECEPT

Exodus

EXODUS 1

Observation Worksheet

Chapter Theme _____

- NOW** these are the names of the sons of Israel who came to Egypt with Jacob; they came each one with his household:
- 2 Reuben, Simeon, Levi and Judah;
 - 3 Issachar, Zebulun and Benjamin;
 - 4 Dan and Naphtali, Gad and Asher.
 - 5 All the persons who came from the loins of Jacob were seventy in number, but Joseph was *already* in Egypt.
 - 6 Joseph died, and all his brothers and all that generation.
 - 7 But the sons of Israel were fruitful and increased greatly, and multiplied, and became exceedingly mighty, so that the land was filled with them.
 - 8 Now a new king arose over Egypt, who did not know Joseph.
 - 9 He said to his people, “Behold, the people of the sons of Israel are more and mightier than we.
 - 10 “Come, let us deal wisely with them, or else they will multiply and in the event of war, they will also join themselves to those who hate us, and fight against us and depart from the land.”
 - 11 So they appointed taskmasters over them to afflict them with hard labor. And they built for Pharaoh storage cities, Pithom and Raamses.
 - 12 But the more they afflicted them, the more they multiplied and the more they spread out, so that they were in dread of the sons of Israel.
 - 13 The Egyptians compelled the sons of Israel to labor rigorously;
 - 14 and they made their lives bitter with hard labor in mortar and bricks and at all *kinds* of labor in the field, all their labors which they rigorously imposed on them.
 - 15 Then the king of Egypt spoke to the Hebrew midwives, one of whom was named Shiphrah and the other was named Puah;
 - 16 and he said, “When you are helping the Hebrew women to give birth and see

them upon the birthstool, if it is a son, then you shall put him to death; but if it is a daughter, then she shall live.”

- 17 But the midwives feared God, and did not do as the king of Egypt had commanded them, but let the boys live.
- 18 So the king of Egypt called for the midwives and said to them, “Why have you done this thing, and let the boys live?”
- 19 The midwives said to Pharaoh, “Because the Hebrew women are not as the Egyptian women; for they are vigorous and give birth before the midwife can get to them.”
- 20 So God was good to the midwives, and the people multiplied, and became very mighty.
- 21 Because the midwives feared God, He established households for them.
- 22 Then Pharaoh commanded all his people, saying, “Every son who is born you are to cast into the Nile, and every daughter you are to keep alive.”

EXODUS 2
Observation Worksheet

Chapter Theme _____

- NOW** a man from the house of Levi went and married a daughter of Levi.
- 2 The woman conceived and bore a son; and when she saw that he was beautiful, she hid him for three months.
 - 3 But when she could hide him no longer, she got him a wicker basket and covered it over with tar and pitch. Then she put the child into it and set *it* among the reeds by the bank of the Nile.
 - 4 His sister stood at a distance to find out what would happen to him.
 - 5 The daughter of Pharaoh came down to bathe at the Nile, with her maidens walking alongside the Nile; and she saw the basket among the reeds and sent her maid, and she brought it *to her*.
 - 6 When she opened *it*, she saw the child, and behold, *the* boy was crying. And she had pity on him and said, “This is one of the Hebrews’ children.”
 - 7 Then his sister said to Pharaoh’s daughter, “Shall I go and call a nurse for you from the Hebrew women that she may nurse the child for you?”
 - 8 Pharaoh’s daughter said to her, “Go *ahead*.” So the girl went and called the child’s mother.
 - 9 Then Pharaoh’s daughter said to her, “Take this child away and nurse him for me and I will give *you* your wages.” So the woman took the child and nursed him.
 - 10 The child grew, and she brought him to Pharaoh’s daughter and he became her son. And she named him Moses, and said, “Because I drew him out of the water.”
 - 11 Now it came about in those days, when Moses had grown up, that he went out to his brethren and looked on their hard labors; and he saw an Egyptian beating a Hebrew, one of his brethren.
 - 12 So he looked this way and that, and when he saw there was no one *around*, he struck down the Egyptian and hid him in the sand.
 - 13 He went out the next day, and behold, two Hebrews were fighting with each other; and he said to the offender, “Why are you striking your companion?”
 - 14 But he said, “Who made you a prince or a judge over us? Are you intending to

kill me as you killed the Egyptian?” Then Moses was afraid and said, “Surely the matter has become known.”

- 15 When Pharaoh heard of this matter, he tried to kill Moses. But Moses fled from the presence of Pharaoh and settled in the land of Midian, and he sat down by a well.
- 16 Now the priest of Midian had seven daughters; and they came to draw water and filled the troughs to water their father’s flock.
- 17 Then the shepherds came and drove them away, but Moses stood up and helped them and watered their flock.
- 18 When they came to Reuel their father, he said, “Why have you come *back* so soon today?”
- 19 So they said, “An Egyptian delivered us from the hand of the shepherds, and what is more, he even drew the water for us and watered the flock.”
- 20 He said to his daughters, “Where is he then? Why is it that you have left the man behind? Invite him to have something to eat.”
- 21 Moses was willing to dwell with the man, and he gave his daughter Zipporah to Moses.
- 22 Then she gave birth to a son, and he named him Gershom, for he said, “I have been a sojourner in a foreign land.”
- 23 Now it came about in *the course of* those many days that the king of Egypt died. And the sons of Israel sighed because of the bondage, and they cried out; and their cry for help because of *their* bondage rose up to God.
- 24 So God heard their groaning; and God remembered His covenant with Abraham, Isaac, and Jacob.
- 25 God saw the sons of Israel, and God took notice *of them*.

EXODUS 3
Observation Worksheet

Chapter Theme _____

NOW Moses was pasturing the flock of Jethro his father-in-law, the priest of Midian; and he led the flock to the west side of the wilderness and came to Horeb, the mountain of God.

- 2 The angel of the LORD appeared to him in a blazing fire from the midst of a bush; and he looked, and behold, the bush was burning with fire, yet the bush was not consumed.
- 3 So Moses said, "I must turn aside now and see this marvelous sight, why the bush is not burned up."
- 4 When the LORD saw that he turned aside to look, God called to him from the midst of the bush and said, "Moses, Moses!" And he said, "Here I am."
- 5 Then He said, "Do not come near here; remove your sandals from your feet, for the place on which you are standing is holy ground."
- 6 He said also, "I am the God of your father, the God of Abraham, the God of Isaac, and the God of Jacob." Then Moses hid his face, for he was afraid to look at God.
- 7 The LORD said, "I have surely seen the affliction of My people who are in Egypt, and have given heed to their cry because of their taskmasters, for I am aware of their sufferings.
- 8 "So I have come down to deliver them from the power of the Egyptians, and to bring them up from that land to a good and spacious land, to a land flowing with milk and honey, to the place of the Canaanite and the Hittite and the Amorite and the Perizzite and the Hivite and the Jebusite.
- 9 "Now, behold, the cry of the sons of Israel has come to Me; furthermore, I have seen the oppression with which the Egyptians are oppressing them.
- 10 "Therefore, come now, and I will send you to Pharaoh, so that you may bring My people, the sons of Israel, out of Egypt."
- 11 But Moses said to God, "Who am I, that I should go to Pharaoh, and that I should bring the sons of Israel out of Egypt?"
- 12 And He said, "Certainly I will be with you, and this shall be the sign to you that it is I who have sent you: when you have brought the people out of Egypt, you

- shall worship God at this mountain.”
- 13 Then Moses said to God, “Behold, I am going to the sons of Israel, and I will say to them, ‘The God of your fathers has sent me to you.’ Now they may say to me, ‘What is His name?’ What shall I say to them?”
- 14 God said to Moses, “I AM WHO I AM”; and He said, “Thus you shall say to the sons of Israel, ‘I AM has sent me to you.’ “
- 15 God, furthermore, said to Moses, “Thus you shall say to the sons of Israel, ‘The LORD, the God of your fathers, the God of Abraham, the God of Isaac, and the God of Jacob, has sent me to you.’ This is My name forever, and this is My memorial-name to all generations.
- 16 “Go and gather the elders of Israel together and say to them, ‘The LORD, the God of your fathers, the God of Abraham, Isaac and Jacob, has appeared to me, saying, “I am indeed concerned about you and what has been done to you in Egypt.
- 17 “So I said, I will bring you up out of the affliction of Egypt to the land of the Canaanite and the Hittite and the Amorite and the Perizzite and the Hivite and the Jebusite, to a land flowing with milk and honey.”“
- 18 “They will pay heed to what you say; and you with the elders of Israel will come to the king of Egypt and you will say to him, ‘The LORD, the God of the Hebrews, has met with us. So now, please, let us go a three days’ journey into the wilderness, that we may sacrifice to the LORD our God.’
- 19 “But I know that the king of Egypt will not permit you to go, except under compulsion.
- 20 “So I will stretch out My hand and strike Egypt with all My miracles which I shall do in the midst of it; and after that he will let you go.
- 21 “I will grant this people favor in the sight of the Egyptians; and it shall be that when you go, you will not go empty-handed.
- 22 “But every woman shall ask of her neighbor and the woman who lives in her house, articles of silver and articles of gold, and clothing; and you will put them on your sons and daughters. Thus you will plunder the Egyptians.”

EXODUS 4
Observation Worksheet

Chapter Theme _____

- THEN** Moses said, “What if they will not believe me or listen to what I say? For they may say, ‘The LORD has not appeared to you.’ “
- 2 The LORD said to him, “What is that in your hand?” And he said, “A staff.”
- 3 Then He said, “Throw it on the ground.” So he threw it on the ground, and it became a serpent; and Moses fled from it.
- 4 But the Lord said to Moses, “Stretch out your hand and grasp it by its tail”—so he stretched out his hand and caught it, and it became a staff in his hand—
- 5 “that they may believe that the LORD, the God of their fathers, the God of Abraham, the God of Isaac, and the God of Jacob, has appeared to you.”
- 6 The LORD furthermore said to him, “Now put your hand into your bosom.” So he put his hand into his bosom, and when he took it out, behold, his hand was leprous like snow.
- 7 Then He said, “Put your hand into your bosom again.” So he put his hand into his bosom again, and when he took it out of his bosom, behold, it was restored like *the rest of* his flesh.
- 8 “If they will not believe you or heed the witness of the first sign, they may believe the witness of the last sign.
- 9 “But if they will not believe even these two signs or heed what you say, then you shall take some water from the Nile and pour it on the dry ground; and the water which you take from the Nile will become blood on the dry ground.”
- 10** Then Moses said to the LORD, “Please, Lord, I have never been eloquent, neither recently nor in time past, nor since You have spoken to Your servant; for I am slow of speech and slow of tongue.”
- 11 The LORD said to him, “Who has made man’s mouth? Or who makes *him* mute or deaf, or seeing or blind? Is it not I, the LORD?”
- 12 “Now then go, and I, even I, will be with your mouth, and teach you what you are to say.”
- 13 But he said, “Please, Lord, now send *the message* by whomever You will.”
- 14 Then the anger of the LORD burned against Moses, and He said, “Is there not your brother Aaron the Levite? I know that he speaks fluently. And moreover, behold, he is coming out to meet you; when he sees you, he will be glad in his heart.

- 15 “You are to speak to him and put the words in his mouth; and I, even I, will be with your mouth and his mouth, and I will teach you what you are to do.
- 16 “Moreover, he shall speak for you to the people; and he will be as a mouth for you and you will be as God to him.
- 17 “You shall take in your hand this staff, with which you shall perform the signs.”
- 18** Then Moses departed and returned to Jethro his father-in-law and said to him, “Please, let me go, that I may return to my brethren who are in Egypt, and see if they are still alive.” And Jethro said to Moses, “Go in peace.”
- 19 Now the LORD said to Moses in Midian, “Go back to Egypt, for all the men who were seeking your life are dead.”
- 20 So Moses took his wife and his sons and mounted them on a donkey, and returned to the land of Egypt. Moses also took the staff of God in his hand.
- 21 The LORD said to Moses, “When you go back to Egypt see that you perform before Pharaoh all the wonders which I have put in your power; but I will harden his heart so that he will not let the people go.
- 22 “Then you shall say to Pharaoh, ‘Thus says the LORD, “Israel is My son, My firstborn.
- 23 “So I said to you, ‘Let My son go that he may serve Me’; but you have refused to let him go. Behold, I will kill your son, your firstborn.’”“
- 24** Now it came about at the lodging place on the way that the LORD met him and sought to put him to death.
- 25 Then Zipporah took a flint and cut off her son’s foreskin and threw it at Moses’ feet, and she said, “You are indeed a bridegroom of blood to me.”
- 26 So He let him alone. At that time she said, “*You are* a bridegroom of blood”—because of the circumcision.
- 27** Now the LORD said to Aaron, “Go to meet Moses in the wilderness.” So he went and met him at the mountain of God and kissed him.
- 28 Moses told Aaron all the words of the LORD with which He had sent him, and all the signs that He had commanded him *to do*.

- 29 Then Moses and Aaron went and assembled all the elders of the sons of Israel;
30 and Aaron spoke all the words which the LORD had spoken to Moses. He then performed the signs in the sight of the people.
31 So the people believed; and when they heard that the LORD was concerned about the sons of Israel and that He had seen their affliction, then they bowed low and worshiped.

PRECEPT
UPON
PRECEPT

Exodus

Exodus 4

AT A GLANCE CHART

PRECEPT UPON PRECEPT

Exodus

Exodus 1-40 At A Glance Chart

BOOK THEME:

KEY
WORDS &
PHRASES:

CHAPTER
THEMES:

1
2
3
4
5
6
7
8
9
10
11
12
13
14
15
16
17
18
19
20
21
22
23
24
25

AT A GLANCE CHART

PRECEPT UPON PRECEPT

Exodus

Exodus 1-40 At A Glance Chart

BOOK THEME:

KEY
WORDS &
PHRASES:


CHAPTER
THEMES:

26
27
28
29
30
31
32
33
34
35
36
37
38
39
40

MY JOURNAL ON GOD

PRECEPT UPON PRECEPT

Exodus




A spiral notebook binding on the left side of the page, consisting of 15 black metal rings. The page is ruled with horizontal lines, providing space for writing.

MY JOURNAL ON GOD

PRECEPT UPON PRECEPT

Exodus



A series of horizontal lines for writing, with a spiral binding on the left side.

PRECEPT UPON PRECEPT

Exodus

ABOUT PRECEPT MINISTRIES INTERNATIONAL

Precept Ministries International was raised up by God for the sole purpose of establishing people in God's Word to produce reverence for Him. It serves as an arm of the church without respect to denomination. God has enabled Precept to reach across denominational lines without compromising the truths of His inerrant Word. Believing the Word was verbally inspired and given to man as all that is necessary for him to become mature and thoroughly equipped for every good work of life, this ministry does not seek to impose its personal doctrines on others, but rather to direct people to the Master Himself, who leads and guides by His Spirit into all truth through a systematic study of His Word.

Precept Ministries International produces a variety of Bible studies and holds conferences and intensive Training Workshops designed to ground attendees in inductive Bible study. Conferences and weekly Bible studies are held at Precept Ministries International's headquarters and conference center, conveniently located on a beautiful 32-acre, multi-building complex in Chattanooga, Tennessee.

Jack Arthur and his wife, Kay, founded Precept Ministries in 1970. Kay Arthur is the creator and coauthor of the Precept Upon Precept and In & Out Bible studies, the New Inductive Study Series, 40-Minute Bible Studies, and Discover 4 Yourself Inductive Bible Studies for Kids. From years of diligent study and teaching experience, Kay and the staff have developed these unique, inductive courses.

If you want more information about Precept's teaching ministries or workshops, please contact Precept Ministries International, 800-763-8280, www.precept.org. A doctrinal statement is available upon request.

ABOUT VERACITY GROUP

VG The Veracity Group was started in 2006 by a group of degreed and experienced professionals in the areas of theology, education, journalism, and writing. The years of live classroom experience, skills in multi-media and creative design along with their extensive training in and understanding of the inductive method provided a unique opportunity to partner with Precept Ministries International to produce the first-ever Inductive Bible Study Student Curriculum. With unique talents in equipping teachers, students, and organizations they also provide training for groups interested in using these materials. For more information, please visit www.VeracityGroupLLC.com.